

STRONGA



Think Superior

Discover the DumpLoada Range

Table of Contents





DumpLoada Introduction	4
DumpLoada Overview	6
DumpLoada Highlights	8
DumpLoada Technical Details	10
DumpLoada Tandem Axle Range	
DumpLoada DL600	12
DumpLoada DL800	14
DumpLoada DL1000	16
DumpLoada DL1200	18
DumpLoada Tri Axle Range	
DumpLoada DL1400	20
DumpLoada Optional Equipment	22
Other Stronga Products	24

BORN TOUGH
MADE STRONGA

DumpLoada Introduction





A Proven Legacy

Dedicated to Resource Efficiency

Stronga are dedicated to resource efficiency, building long life structures with useful innovation and overall low tare weights. We achieve all of this in our stunning range of DumpLoada trailers while preserving strength, toughness and overall highest load duty performance in the market.

Think Value

Stronga have earned our status as the leading supplier of dumper trailers to the heavy materials industry. All DumpLoada trailers offer superior return on investment. With great reliability, stunning performance and unparalleled resale value, low running costs are part of a major saving.


Unparalleled Strength & Durability

We understand that your work can be difficult and it is for this reason that DumpLoada trailers are built to be as tough as possible. Using top quality components and innovative manufacturing processes, you can expect a long and productive service life from your Stronga DumpLoada trailer.

Stronga - Your Business Partner

Stronga offer a comprehensive range of DumpLoada trailer models and options and stand ready to support you as your trusted business partner in selecting the optimal specification for your job to be done. We can also help you build-up your trailer fleet to deliver the very best outcomes.

Join The Family



Did You Know?

Stronga offer an unrivalled choice of options for the owner and operator to build up their trailer's specification to individual requirements, allowing you to stand out from the crowd. Our experienced team can advise on the optimal specification for each "job to be done".

DumpLoada Overview

Enhanced efficiency

Heavy-duty design

Proven, on & off road



Built for Heavy Cargo

The DumpLoada range of highly reliable, extremely durable dumper trailers can be used to transport up to 27 tonnes of heavy cargo at any one time, delivering excellent efficiency and productivity with heavy materials. Each trailer in the range offers optimum strength and maximum service life in a powerful, tried-and-tested, monocoque construction.



Best-in-Class Solutions

Whether you're hauling coal or iron ore, DumpLoada trailers provide the best-in-class cost per unit of production. With the improvements Stronga continue to make in design safety, productivity and operator comfort, you will quickly discover why the DumpLoada brand is the industry-leader of its class.



Hardox In My Body

Each DumpLoada trailer comes as standard with a full Hardox body and chassis; delivering the lowest tare weights and highest payloads. Not only is Hardox more durable due to its unique combination of hardness and toughness, it also enables the Stronga design team to produce lighter bodies with the wear-resistant qualities of much heavier structures. Stronga's experience with Hardox translates into greater productivity and more profit for our customers.

Power technology

Premier solution

100% Stronga-made

Long service life



Quality Tyre Brands - Less Servicing; More Service

DumpLoada trailers consistently work in the harshest environments – in mines, quarries and other heavy industries. The tyres face near-constant risk of damage due to punctures, side wall damage from rock debris and accidental impact. Stronga offer a wide range of technical tyre choices from the world's leading brands to suit a wide range of aggressive and low traction surfaces.



Strong Chassis. Rugged Undercarriage.

DumpLoada's ultra-strong, torsionally-braced chassis and rugged undercarriage, coupled with the heavy-duty drawbar, results in a great ride at high speed, on or off road. What's more, market-leading running gear ensures each DumpLoada trailer keeps the pace with modern, high speed tractors.



Maximise Your Earning Potential

Stronga use the most advanced technology available to maximise our customers' earning potential on the toughest terrains with the harshest, heaviest loads. Our talented design team continually refine the design of the DumpLoada trailer and this leads to ever improving performance, productivity and profits from these ultra-light, extra-strong tipper trailers. Investing in DumpLoada is sure to significantly improve your bottom line over years of use.



DumpLoada Highlights

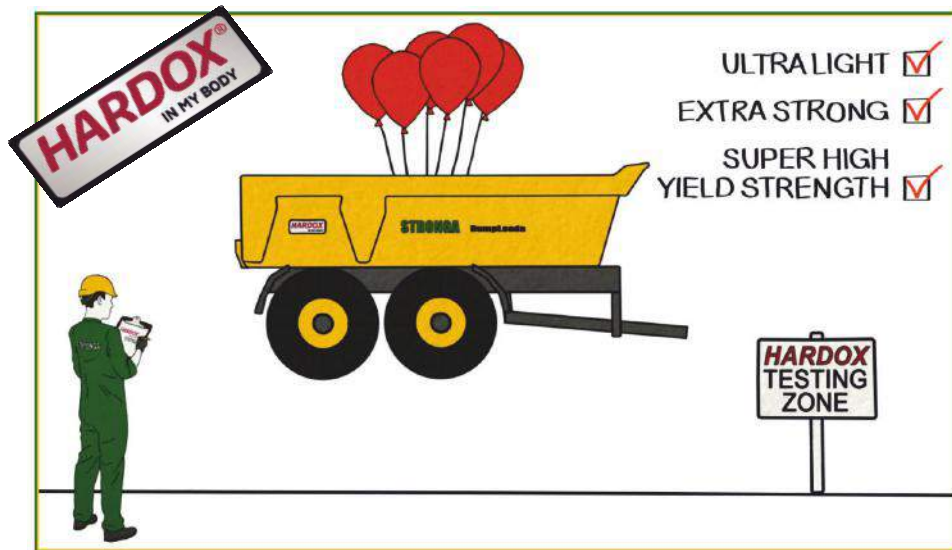
INVEST IN ICONIC

Start Your Journey Today...



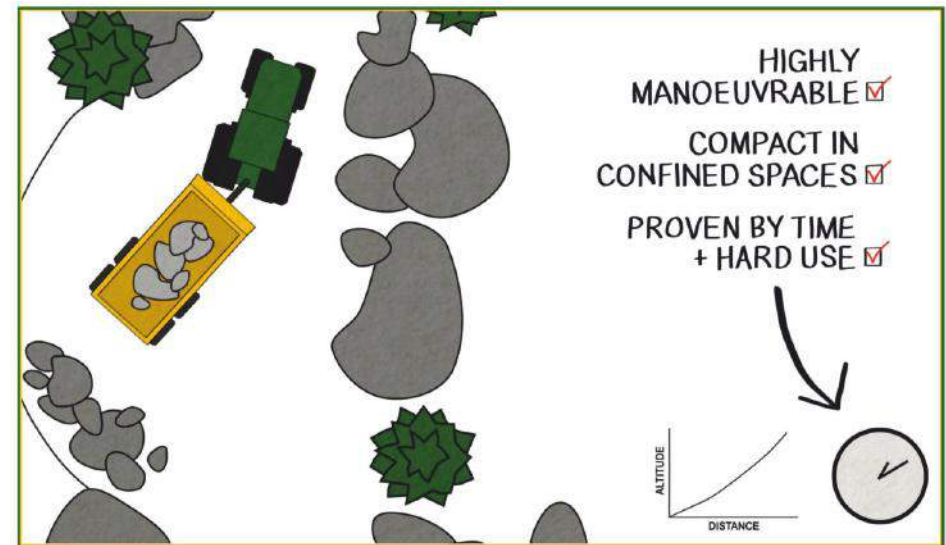
Reduced Weight; Increased Strength

Stronga use high strength Hardox wear plate in the body and chassis of each DumpLoada trailer to ensure high payloads, great productivity and more profit for our customers. Hardox's unique hardness, toughness and structural strength makes it possible to use thinner, lighter plates while achieving better strength and durability. What's more, the unique wearing properties of Hardox wear plates increases the service life of our trailers, contributing to the long service life and low cost of ownership.



Stronga By Design


The design of the DumpLoada trailer is extremely well proven through time and hard use with the toughest materials. Key features include the large vertical multistage cylinder which powers the body to an impressive 65° tipping angle; the super-strong box section chassis, providing dynamic reliability and strength; the hydraulic fat pipe system offering the fastest tipping and lowering cycles; and the wide range of options available - air suspension, hydraulic suspension, hydraulic drawbar and much more.





Multi-Purpose, Cross-Sector System

Customers investing in Stronga DumpLoada equipment enjoy the wide ranging benefits of a highly universal, cross-sector transport solution. Removing the top-hung rear door and stowing it at the front of the trailer allows the operator to easily carry large plant and heavy machinery. What's more, heavy-duty lashing points inside the body of the trailer allow equipment, such as heavy plant, to be easily and safely secured during transit. Safety is at the heart of this universal transport solution.



Ultra-Smooth, Well-Balanced Ride

Premium-level BPW axles and suspension provide the smoothest ride on the road while being stable over rough terrain. The tried and test undercarriage configuration optimises traction of the tractor and ride of the trailer, on and off road. Hydraulic drawbars and excellent weight distribution make for a smooth ride, minimising shock loads on the tractor at high speeds. In-cab height adjustment allows the user to achieve perfect ride height on any tractor.



5



6



7



8



DumpLoada Technical Information





www.stronga.com

STRONGA

MODEL	DL600	DL800	DL1000	DL1200	DL1400
Tare weight	Ca. 3500kg	Ca. 4000kg	Ca. 5000kg	Ca. 6000kg	Ca. 7000kg
Drawbar load	3500kg (4000kg)	3500kg (4000kg)	3500kg (4000kg)	3500kg (4000kg)	3500kg (4000kg)
Maximum payload	14500kg	16000kg	19000kg	20000kg	27000kg
Sprung suspension capacity	14000kg	21000kg	21000kg	24000kg	31500kg
Standard transport capacity	6m ³	9m ³	12m ³	15m ³	18,5m ³
Lift capacity of step 1 at 180 bar	29,7 tonnes	38,4 tonnes	38,4 tonnes	38,4 tonnes	49,4 tonnes
Oil requirement	15,5 litres	29,4 litres	29,4 litres	29,4 litres	45 litres
Minimum draft requirement	74kW (100HP)	74kW (100HP)	92kW (125HP)	92kW (125HP)	140kW (190HP)
Hitch height	510-550-590mm	510-550-590mm	510-550-590mm	510-550-590mm	510-550-590mm
Bottom thickness	6mm HARDOX 450	6mm HARDOX 450	8mm HARDOX 450	8mm HARDOX 450	10mm HARDOX 450
Side thickness	4mm HARDOX 450	6mm HARDOX 450	6mm HARDOX 450	6mm HARDOX 450	8mm HARDOX 450
Total length	5605mm	6155mm	6750mm	6750mm	7570mm
Total height	1785mm	2225mm	2450mm	2650mm	2875mm
Maximum width (std. Wheels)	2550mm	2550mm	2550mm	2550mm	2550mm
Standard wheels	455/40 22,5	445/65 22,5	445/65 22,5	445/65 22,5	445/65 22,5

All weights and measurements are subject to trailer specification and regional laws.

Specifications, weights and payloads may vary on fast tow models.

As we are continually improving our products; technical details, masses and measurements are given as reference only.

DumpLoada DL600

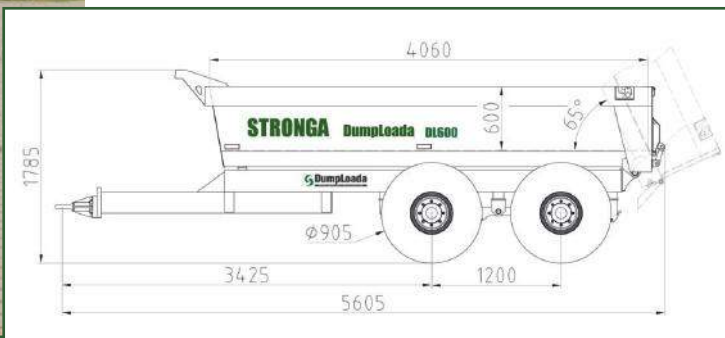


Twin Axle Range



www.stronga.com

STRONGA




Take the Lead While Others Follow

DumpLoada DL600 is an entry-level, premium-quality trailer for customers with medium-sized prime movers requiring a neat, compact package - a manoeuvrable, light and long life workhorse. What DL600 lacks in size, compared to other models in the range, it makes up for in exceptional reliability and the highest performance.

As part of the standard specification, the DL600 model features market-leading BPW axles – premium-level axles for such a small trailer. It is unusual in the small dumper market for trailers to feature such leading components but Stronga are committed to keeping the quality throughout the range. In smaller trailers, lightness is really important to maximise the limited available payload. That's why we use super-strong Hardox wear plates throughout the chassis and body to lower the tare weight whilst increasing strength.

Key Features...



Super high tipping angle delivering a fantastic heaping ability and clean emptying of the body, each and every cycle.



Super-low and stable chassis offering excellent visibility for the operator from the cab of the prime mover into the body.



Compact, neat package design, just 5605mm in length, delivering stunning manoeuvrability on smaller work-sites.



Road and operator safety. The SmartSpy™ intelligent video camera monitoring system is available as an option for DL600.

The information shown on this datasheet is representative of a "Swedish Standard" DumpLoada trailer. Specifications and dimensions may vary depending on the customer's local market preferences and regional laws. Specification, weights and payload may vary on fast tow models.

The Little Things Matter; Discover the DL600 Details

Customers choosing the DL600 model love these little details:

1. Single top-hung rear door with hydraulic flip back.
2. 12 V electric system. Sealed loom. All lights super-bright LED.
3. Stunning visibility from the tractor cab into the trailer's body.



DumpLoada **DL800**

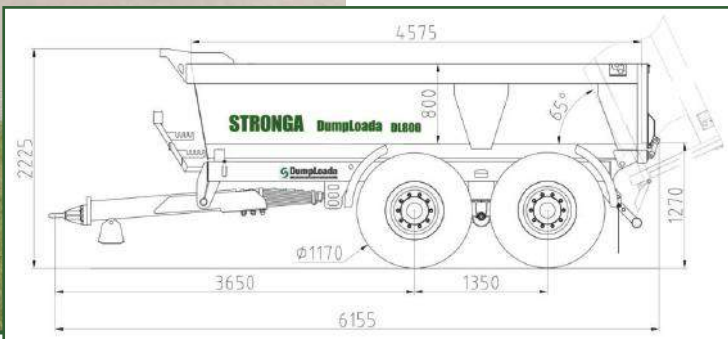


Twin Axle Range



www.stronga.com

STRONGA



An Abundance of Strength in Compact Form

The highly agile, well-proven DumpLoada DL800 offers the highest specification, tandem axle compact trailer available in the market. This extremely powerful, productive and efficient allows you to stay focussed on the job to be done.

Huge amounts of expertise and innovation have gone into the DL800 design. This is a trailer that is exceptionally rugged, durable, and built ready to tackle anything thrown at it. The DL800 model is the ideal size for cramped applications like house-building or landscaping. You'll be able to move as much material per load as possible because all DumpLoada trailers boast a generous heaped body capacity, tight turning circles and supremely efficient, high speed operation.

Key Features...



Super-strong box section chassis, providing both dynamic reliability and strength, reinforced with Hardox wear plates.



Rear flip door developed over many years of work:

- Soft dampener opening
- Super strength hinge
- Reinforced housing area



Multi-position sprung drawbar, offering stunning operator ride comfort at high speeds over rough, demanding terrain.

Air Suspension option, delivering excellent directional stability with optimum travel smoothness. The trailer's ride height can be lowered and remains consistent under fully-loaded conditions. Shock absorbers prevent any undue vibrations to extend equipment life.

The information shown on this datasheet is representative of a "Swedish Standard" DumpLoada trailer. Specifications and dimensions may vary depending on the customer's local market preferences and regional laws. Specification, weights and payload may vary on fast tow models.

Popular Options; In-Focus

Customers choosing the DL800 model often choose these optional upgrades:

1. Hydraulic Drawbar option - offering excellent hydraulic damping, better tipping angles, improved operator ride comfort and much more.
2. Ultra-light, extra-strong aluminum side protection rails, protecting the sides of the DumpLoada trailer.



DumpLoada **DL1000**

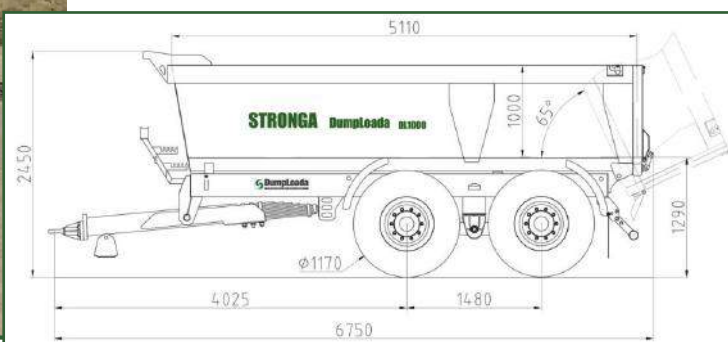


Twin Axle Range



www.stronga.com

STRONGA



Extremely Ergonomic Mid-Range Dumploada

The most popular model in the DumpLoada range, the 19t payload DL1000 model provides a great combination of performance and balance, optimising payloads and output, day-after-day. Low cost of ownership, exceptionally tough chassis and superior ergonomics explain why DL1000 is extremely popular in heavy material applications. The heavy duty, damage-resistant chassis and body help DL1000 withstand everything thrown at it.

The full Hardox sides and floor of the DL1000 model provide extreme wear resistance and superior toughness when compared to other dumpers in the market. Hardox wear plates are self-hardening and long life; that means the DL1000 body only gets more resilient from handling the heaviest and harshest materials.

Key Features...

Powerful, high quality lifting ram:

- Double-chromed cylinder with special, long life hydraulic seals
- Extra reinforcement in the chassis cross-bearers and under the body, providing lightness, strength and excellent durability over many years of use



Unique hydraulic fat piping system offering the fastest tipping and lowering cycles when compared to other dumpers available in the market, reducing friction and lessening heat creation – minimising the cooling required in heavy-duty, fast cycle transport operations.



Specify the paint colour of the DumpLoada to fit with your company's brand.

The information shown on this datasheet is representative of a "Swedish Standard" DumpLoada trailer. Specifications and dimensions may vary depending on the customer's local market preferences and regional laws. Specification, weights and payload may vary on fast tow models.

The Little Things Matter; Discover the DL1000 Details

Customers choosing the DL1000 model love these little details:

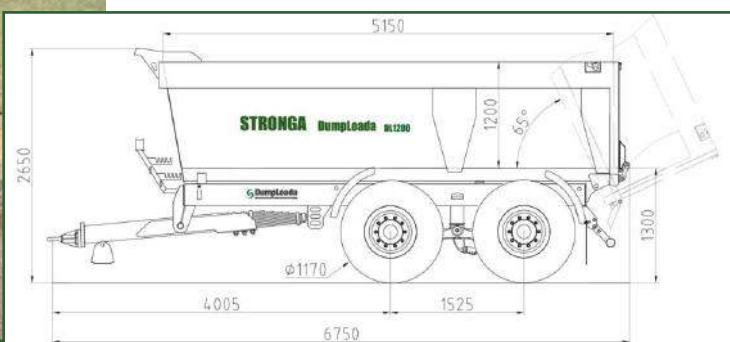
1. Hydraulic Suspension option - optimum axle travel on difficult surfaces.
2. Hydraulic Drawbar option - easy levelling, extra tipping angle & high ride comfort.
3. Lockable steel toolbox - providing ample space for storing handy items.



DumpLoada **DL1200**



Twin Axle Range



Get Ready to Work Hard with DL1200

Get ready to work hard with the high capacity, heavy duty, 20t payload DL1200 model - the largest tandem axle trailer in the DumpLoada range, available for contractors looking to future-proof their business through reducing carbon emissions, fuel usage and other inputs. Designed for optimised service life, reliability and durability; hauling is easier, safer and more efficient than ever before using the DL1200 model.

The DL1200 model offers a serious contractor-level solution; providing real competition to trucks at a fraction of the cost. Clients consider the DL1200 as an upgrade on the DL1000 with its increased capacity, enabling faster cycle times, reduced fuel consumption and overall higher output. With a huge carrying capacity, the DL1200 model is ideal for high output jobs such as mass excavation, mining and quarrying.

Key Features...

BPW axles show their strength and premium quality with the high capacity DL1200 model. With high capacity and heavy loads at high speeds, you need the best running gear in the market because high loads are imposed on the axle beam of our largest tandem axle trailer.



Tyres and wheels specified to cope under the heaviest loads. Choose a tyre brand and type to suit your application.

Stronga have an excellent reputation for delivering the very best quality paint finish over many years of hard use. The high quality Stronga paint finish is delivered as standard with each and every new DumpLoada trailer; what's more, you can choose a colour to match your branding rules.



The information shown on this datasheet is representative of a "Swedish Standard" DumpLoada trailer. Specifications and dimensions may vary depending on the customer's local market preferences and regional laws. Specification, weights and payload may vary on fast tow models.

Popular Options; In-Focus

Customers choosing the DL1200 model often choose these optional upgrades:

1. Hydraulic Suspension option, offering stunning axle travel on bumpy surfaces.
2. CommandSteer™ rear steering axle - excellent manoeuvrability in reverse.
3. Two super-bright LED adjustable rear working lights for safety in night work.



DumpLoada **DL1400**

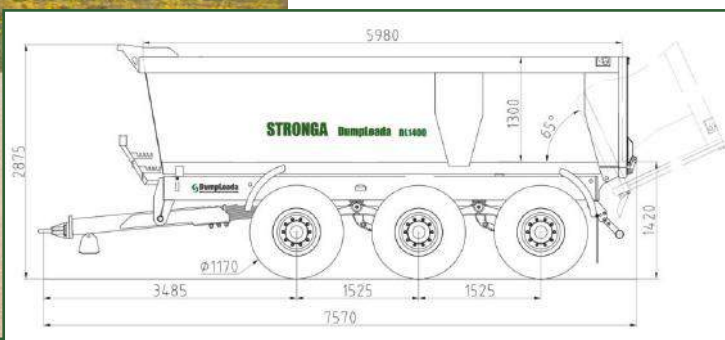


Tri Axle Range



www.stronga.com

STRONGA



Go Where Others Can't Follow

Kick-start efficiency today with an enormous 27t payload. Designed to meet the demands of the most extreme, high output operations, DumpLoada DL1400 is a robust, heavy duty trailer that excels in large-scale, heavy material projects. Customers with large, high horsepower tractors, wanting the maximum performance and output from their equipment choose the DumpLoada DL1400 model.

The innovative frame and body design utilises lightweight, high-grade, wear-resistant Hardox 450 steel that reduces the total weight of the trailer, meaning less horsepower is required to move material. Ideal for construction sites, mining and quarrying, DL1400 trailers offer excellent driving stability, equal weight distribution and superior traction along with additional load capacity and better productivity.

Key Features...

Stronga SmoothRida™ Air Suspension is a great option for customers choosing the DL1400 model. Air suspensions are extremely low maintenance because they have a very low number of wearing parts. Increased comfort and travel speed are additional benefits.



High capacity 18,5m³ body, super powerful tipping cylinder, and a long life full Hardox wear plate body.

Excellent ride comfort has been achieved over many years of research and development into trailer balance, and also through studying dynamic forces under different conditions of speed and braking on tyres, axles, suspensions, drawbars and load transfer to the prime mover.



Stronga have an excellent relationship with leading tyre brands. We can advise on technical tyre choices – on vs. off road, and so on.

The information shown on this datasheet is representative of a "Swedish Standard" DumpLoada trailer. Specifications and dimensions may vary depending on the customer's local market preferences and regional laws. Specification, weights and payload may vary on fast tow models.

Popular Options; In-Focus

Customers choosing the DL1400 model often choose these optional upgrades:

1. Air Suspension with height controlling valve (AirLoada™ comes included).
2. Hydraulic Suspension - hill-leveling keeps the trailer horizontal on angled terrain.
3. CommandSteer™ **front** steering axle - remote steering for safe manoeuvrability.



DumpLoada **Optional Equipment**

DumpLoada specifications vary depending on the region. This section of the brochure is intended to give you an overview of all of the optional features that can be included on your trailer.



STR-211
BPW auto-centring free steering **rear** axle, 420x180 brake axles, 120x120mm square beam.



STR-211
BPW auto-centring free steering **front** axle, 420x180 brake axles, 120x120mm square beam.



STR-302
Load sensing for hydraulic brakes.



STR-304
Load Sensing Valve (LSV) for air brakes.



STR-305
Dual air and hydraulic brake system.



STR-307
Automatic slack adjusters.



STR-409
Air suspension with height controlling valve. *AirLoada™ comes as standard when you buy STR-409.*



STR-410
Hydraulic suspension for optimal axle travel. Developed for heavier applications, both on and off-road.



STR-411
Front lift axle - only available with air or hydraulic suspensions.



STR-505
Bolt-on ball towing hitch, Scharmuller type, 80mm diameter.

Some options are only available on specific models, whereas others are available throughout the DumpLoada range.

Please contact your local sales department for more information or visit www.stronga.com.

www.stronga.com

STRONGA



STR-506

Swivel towing hitch, Scharmuller type, 50mm diameter.



STR-508

Hydraulic drawbar for easy levelling of the trailer, together with improved operator comfort.



STR-707

Electronic Power Steering (EPS), delivering excellent efficiency and improved safety.



STR-802

Excellent choice of leading tyre brands, types and sizes.



STR-902

2 x rear rubber mud-flaps.



STR-903

Hard plastic quarter mudguards on the front and rear wheels.



STR-1000

Lockable steel toolbox. Various sizes available.



STR-1001

Ultra-light, extra-strong aluminium side protection rails.



STR-1005

Multi-position, rear removable round bumper.



STR-1056

Rear real-time video camera with screen display.

Optional Equipment Also Available...

STR-1002 - Rear towing eyelet mounting plate for VBG rear drawbar.

STR-1037 - Two super-bright LED working lights at the rear of the trailer.

STR-1038 - Rear mounted hydraulic brake connection.

STR-1039 - Rear mounted light connection 7-pin socket.



Other **Stronga** Products

STRONGA HookLoada

Many Tasks. One Hero.

One multi-functional HookLoada trailer can handle hundreds of transport applications, delivering improved efficiency with long life reliability. Why would you operate and maintain 5 single-purpose trailers when one HookLoada with matched containers will give year-round service at lower cost? It's a no brainer; greater transport flexibility translates into more profitable business.



Videos and further information available on stronga.com

STRONGA DumpLoada HP

Total Reliability. Maximum Longevity.

Developed specifically for high production activities in hard-wearing environments, Stronga half pipe dump trailers keep heavy materials moving at high speeds and high volumes to lower your cost-per-tonne transported. DumpLoada HP is now even more rugged, even more durable and even more impressive, delivering levels of performance that go unrivalled in the market.



Videos and further information available on stronga.com

Other Stronga Products available for viewing on stronga.com;


TruckLoada



RoadGrada



SuperTanka



STRONGA FlowDrya GS

Continuous Flow Drying Systems

There are endless lists of wet materials that need to be dried so they can be further processed, stabilised and utilised. Stronga FlowDrya Green Series is one of the only continuous drying solutions available in the market offering the flexibility to cope with the varying properties of different wet materials and by-products such as wood chip, SRF, paper pulp, industrial hemp and more.



Videos and further information available on stronga.com

STRONGA FlowSteama

Steam Sterilisation Solutions

Steam sterilisation can be used as a highly effective means of cleaning soils, substrates, composts, manures and growing media from fungi, harmful organisms, bacteria and weed seeds. FlowSteama can add value across a wide range of materials, including; steam “cleaning” soil, topsoil, compost, food waste, green waste, agricultural manures and much more.



Videos and further information available on stronga.com

ISOLoada



FlowFeeda



Heatex



Drying Stations



& more...



STRONGA



UK OFFICE

Stronga Ltd, Ashendene Farm, White Stubbs Lane,
Bayford, Hertfordshire, SG13 8PZ, UK
Tel: +44 (0)1992 519000
Email: info@stronga.co.uk

www.stronga.com

Stronga reserve the right to change the specification and design of the products described
in this literature without prior notice.

EUROPEAN OFFICE

UAB Stronga, Šerkšnėnai km, Šerkšnėnai sen,
Mažeikiai raj, LT-89366, Lithuania
Tel: +370 443 42587
Email: sales@stronga.lt